



How to Request your Free Printed Diploma

For Test-takers Who Passed the GED® Test in Prison

Congratulations on passing your GED® test! You get one free printed diploma. Since you passed the GED® test while in prison, the prison staff may have already ordered your diploma for you. If they didn't order your diploma, you can follow these steps to order it.

Step One: Contact GED Testing Service

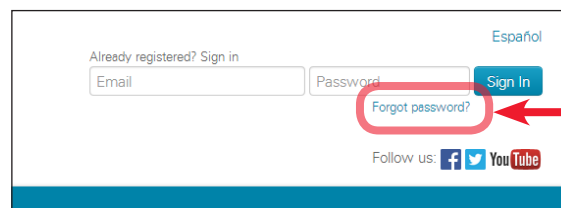
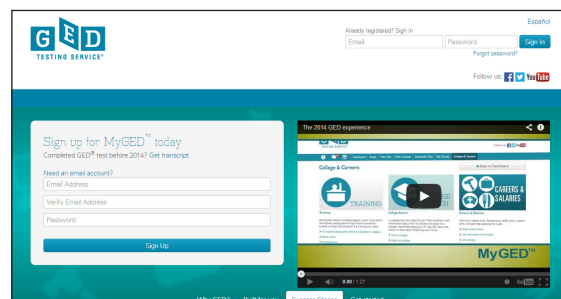
1. Contact GED Testing Service by calling 1-877-EXAM-GED (877-392-6433) and choose to speak to a call center representative
2. Tell the call center representative that you have been released from prison and need to log into your MyGED™ account. They will ask for your:
 - Name and date of birth
 - Information about the facility where you took the test
 - An updated email address, home address, and phone number



1-877-EXAM-GED

Step Two: Log into MyGED™ at GED.com

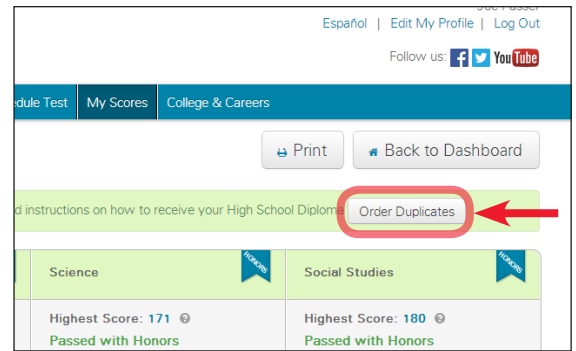
1. Go to GED.com on a computer, tablet, or smartphone
2. Click on "Forgot password" in the upper right corner of the screen
3. Type your email address into the "Reset Password" box and click "Submit"
4. You'll get an email with a link to reset your password. Click the link and complete the steps to reset your password.
5. Once you've reset your password, use it to log into your MyGED™ account at GED.com



Step Three: Order Your Diploma through MyGED™

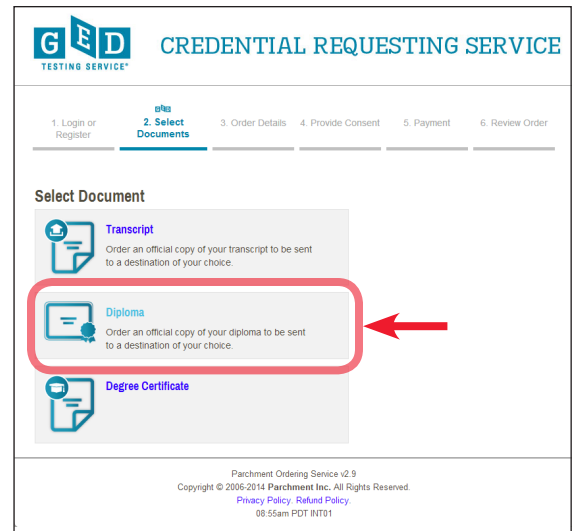
1. Click on the “My Scores” page
2. Click on the “Order Duplicates” button

This will take you to the Credential Requesting Service, where you can finish ordering your printed diploma.

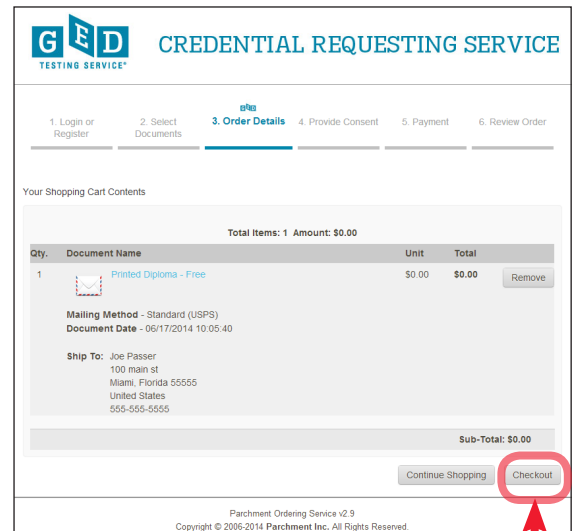


Step Four: Finish Your Order

1. In the “Select Documents” section:
 - For Document Type, choose “Diploma”
 - For Send my Diploma to, choose “Myself”
 - For Select Product Type, choose “Printed Diploma – Free”



2. In the “Order Details” section:
 - Make sure your name and mailing address are right and click “Continue”
 - Make sure your order is right and click “Checkout”
3. In the “Provide Consent” section, click “Next”
4. In the “Review Order” section, make sure your order is right and click “Confirm”
5. Write down your order number in case you have any questions about your order and click “Log off”



You’ve ordered your free printed diploma! It will be mailed to the address you used in your order.